

# EYF Recording and Reporting for Integrus Assessment

## Stage 6B - Using EYF GLD Measures Markbook 2019 for analysis and reports

**Stage 6B** contains the following:

**Step 1 – What's in the EYF GLD Measures 2019 markbook to help with analysis?**

**Step 2 - How to interpret the calculated columns**

**Step 3 – Run simple EYF Analysis reports to obtain overall and group percentages for GLD and ALL ELGS**

### Step 1 - What's in the EYF GLD Measures 2019 markbook to help with analysis?

1.1 Go to **Assessment > Markbook > select the EYF GLD Measures 2019** markbook for your Year

Reception > click on Open a markbook icon  to view it.

If you have recorded (or imported) your EYF results into Integrus, then these will automatically appear in the EYF GLD Measures 2019 markbook with all the calculations done for you!

**Note!** If the EYF data does not appear, go to **Administration > Utilities > Update Year Independent Key Stage markbooks > select EYF in Select Key Stage > select Reception year > click Update > click OK.**  
Check the markbook again for the data to appear!

*It will look like this example:*

Markbook - EYF GLD Measures 2019 - Class 2A (2018/2019)

* A B C D E F G H I J K L	Apply Filter... Show...																										
	Name																										
	Coppard, Ciaran		2	2	2	2	2	Y	2	2	2	2	2	2	2	1	N		30	1.8	76.5%	13	N	1.9	11	91.7%	N
	Evetts, Kieran		3	3	3	2	3	Y	2	3	2	3	3	2	2	2	Y		43	2.5	100.0%	17	Y	2.6	12	100.0%	Y
	Count		2	2	2	2	2	2	2	2	2	2	2	2	2	2	2		2	2	2	2	2	2	2	2	2
	Mean		2.50	2.50	2.50	2.00	2.50	2.00	2.00	2.50	2.00	2.50	2.50	2.00	1.50	1.00			36.50	2.15	88.24	15.00	8.50	2.25	11.50	95.83	6.00
	Mean Grade		3	3	3	2	3	Y	2	3	2	3	3	2	2	Y						Y					Y

The markbook automatically calculates:

- **Total and Average points per child** across all 17 Early Learning Goals
- **Percentage of expected and above attainment for each child** across all 17 Early Learning Goals
- **Identified pupils** who have achieved **100% good or exceeding in all 17** Early Learning Goals

**GLD Measures – see p.3 \*\*\* for list of GLD ELGs used in this measure**

- **Average points per child** across all 12 Good Level of Development Early Learning Goals
- **Percentage of expected and above attainment for each child** across all 12 Good Level of Development Early Learning Goals
- **Identified pupils** who have achieved **100% good or exceeding in all 12** Good Level of Development Early Learning Goals

Overall measures:

- **Average points across 17 ELGs for whole cohort** (with use of filtering on the markbook, you can obtain average points for groups such as PP, SEN etc.)
- **Average number & % of 17 ELGs** at Good or Exceeding for whole cohort and groups

Note: From September 2019, this markbook can be used with Year 1 pupils (current Year R) to help Year 1 teachers make baseline judgements, assist with planning and help identify pupils for intervention etc.

### Step 2 - How to interpret the calculated columns

At the end of the markbook, after all the 17 Early Learning Goals (ELGs) columns, you will see additional calculated columns. These are explained below

Markbook - EYF GLD Measures 2018 - Class 2A (2017/2018)

	Listening	Understanding	Speaking	Moving	Health	Self Conf	Man/Fel/beh	Relationships	PerSoc/emotional	Reading	Writing	Literacy	Numbers	Shape/Measure	Maths	Non GLD ELGs	Understand/World	Arts/Design	Total Points ALL	Av Points ALL Areas	No Good ALL Areas	PC Good ALL Areas	Good in ALL Areas?	Av Points GLD Areas	No Good GLD Areas	PC Good GLD Areas	GLD Pupil?
Coppard, Claran	1	1	1	1	1	1	1	1	1	3	3		1	1					21	1.2	2	11.8	N	1.3	2	16.7	N
Evetts, Kieran	2	2	2	2	2	2	2	2	2	2	2		2	2					34	2.0	17	100.0	Y	2.0	12	100.0	Y
Lawrence, Amber	3	3	3	3	3	3	3	3	3	1	1		3	3					47	2.8	15	88.2	N	2.7	10	83.3	N
Count	3	3	3	3	3	3	3	3	3	3	3		3	3					3	3	3	3	3	3	3	3	3
Mean	2.00	2.00	2.00	2.00	2.00	2.00	2.00	2.00	2.00	2.00	2.00		2.00	2.00					34.00	2.00	11.33	66.67	5.67	2.00	8.00	66.67	4.00
Mean Grade	2	2	2	2	2	2	2	2	2	2	2		2	2									N				N

Explanation of columns:	1	2	3	4	5	6	7	8	9
<b>1. Total number of points</b> across ALL ELGs	Total Points ALL	Av Points ALL Areas	No Good ALL Areas	PC Good ALL Areas	Good in ALL Areas	Av Points GLD Areas	No Good GLD Areas	PC Good GLD Areas	GLD Pupil?
<b>2. Av Points ALL Areas</b> - Average point per child across ALL 17 ELGs									
<b>3. No Good ALL Areas</b> – the number of ELGs at Good or Exceeding per child across ALL 17 ELGs									
<b>4. PC Good ALL Areas</b> – the percentage of ELGs at Good or Exceeding across ALL 17 ELGs									
<b>5. Good in ALL Areas?</b> - Which pupils achieved 100% Good or Exceeding across ALL 17 ELGs?									
<b>GLD (Good Level of Development)</b>									
<b>6. Av Points GLD Areas</b> - Average point per child across GLD (12) Early Learning Goals ( <i>i.e. an average of 2.0 indicates Good in all 12 ELGs. An average of 2.8 indicates mostly 3s with some 2s</i> ).									
<b>7. No Good GLD Areas</b> - the number of GLD (12) ELGs where the child has achieved 2 or 3									
<b>8. PC Good GLD Areas</b> - the percentage at Good or Exceeding across the GLD (12) ELGs									
<b>9. GLD Pupil?</b> - has the pupil achieved 100% Good or Exceeding across the 12 GLD ELGs? Y pupils are counted within the overall % for GLD									

# EYF Recording and Reporting for Integris Assessment

## Stage 6B - Using EYF GLD Measures Markbook 2019 for analysis and reports

What do the Mean row calculations mean?



Please note that the Average calculations will alter when you are filtering the markbooks with additional contextual columns (i.e. Ever6, SEN etc.). If you have purchased our Integris Assessment package this year/term and would like instructions for filtering markbooks, please email [admin@cbict.org.uk](mailto:admin@cbict.org.uk) for a copy.

Listening	Understanding	Speaking	Moving	Health	Self Conf	Man/Fe/Beh	Relationships	Per/So/cem optional	Reading	Writing	Literacy	Numbers
1	1	1	N	1	1	N	1	1	3	3	1	1
2	2	2	Y	2	2	Y	2	2	2	2	2	2
3	3	3	Y	3	3	Y	3	3	1	1	3	3

### Areas of Learning Units

For each unit area, the column within it identifies pupils that have achieved 2 or 3 for each ELG within the area. These columns can be analysed to produce stats on the number/% of children achieving each area i.e. PSE, CLL etc.

### Using the markbooks – some tips!

**Sort a column** - any of the columns can be sorted in ascending or descending order.

**Left click** on the header of the column of data you wish to sort and from the short menu that pops up, slide your cursor onto the option **Sort on column**. Repeat this step to reverse the order.

\*\*\*\*Good Level of Development Early Learning Goals (columns)

Listening; Understanding ;Speaking; Moving; Health; Self Confidence; Managing Feelings & Behaviour; Relationships; Reading; Writing; Numbers; Shape, Space & Measures

# EYF Recording and Reporting for Integrus Assessment


## Stage 6B - Using EYF GLD Measures Markbook 2019 for analysis and reports

### Step 3 - Run simple EYF ELG/GLD reports for printing

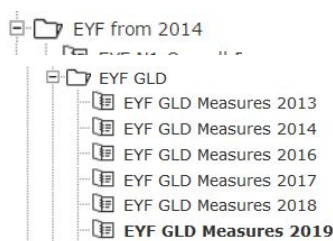
The **Levels Analysis report** will calculate the overall GLD percentage and the overall percentage across all 17 Early Learning Goals for the whole cohort and for individual groups (i.e. PP, SEN, Aut/Spr/Sum born etc.)

#### Percentage of GLD for 2019 for whole cohort and groups (simple report)

Go to: **Modules > Reports > Assessment > Analysis > Levels Analysis**

- Next to Assessment Item box, click on  twice and **locate and select** the **EYF GLD Measures 2019** markbook (it should be under your **My Assessment Plans** folder – then **EYF from 2014** folder – then a **EYF GLD** folder - if you have set up this markbook in Stage A. If another administrator has set up the markbook, look in the other users folder list and follow the same folder path)

The markbook should be in the folder as per the example below:



- From the list of columns, select **GLD Pupil?** and click OK
- **Remove the tick** for Levels Analysis – *otherwise you will get an odd result!*
- If you want to see a list of pupils (GLD & Non GLD) leave tick in **Student List** – otherwise remove tick
- Select Year Reception in the group name section

Levels Analysis Report

Main Title: Levels Analysis Report - Single Assessment Item

Page Footer:

Options

Assessment Item: EYF GLD Measures 2015/GLD Pupil?

Assessment As At: 13 Jul 2015

Level Analysis: ☐ This Level and Above ☐ Split by Gender

Student List: ☐ Divide At: Y ☐ Include Points Values

Student Selection

Select Students by: Enrolled Group

Separate Page for each: Sub-Groups

Group Name	School Year	Markbook Users
Year Reception	2014/2015	Not Specified ADMIN ADMIN

- Click **Generate Report**

If you want % GLD for your EverFSM (PP); SEN, Aut/Spr/Sum born and more, click **Separate Page for each** and choose the group from the drop-down menu

Example of report:

#### Levels Analysis Report - Single Assessment Item

Assessment Item: EYF GLD Measures 2015/GLD Pupil? (13 Jul 2015)

Students: 120 selected Students

Level	Frequency	% GLD
N	50	41.66%
Y	70	58.33%


Assessment Item Statistics: (Including Zeros; Excluding Nulls)

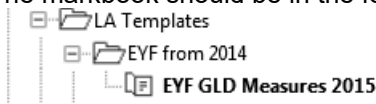
	Count	Mean	Standard Dev.
	120	7.0	5.94

# EYF Recording and Reporting for Integris Assessment Stage 6B - Using EYF GLD Measures Markbook 2019 for analysis and reports

## Percentage of expected and above in ALL 17 Early Learning Goals for 2019 for whole cohort and groups

Go to: **Modules > Reports > Assessment > Analysis > Levels Analysis**

- Next to Assessment Item box, click on  twice and **locate and select** the EYF GLD Measures 2019 markbook (it may be under you're my **Assessment Plans** folder if you have set up the markbook in Step 1 or in a folder belonging to another user who has completed Step 1 above)  
 The markbook should be in the folder as below:



- From the list of columns, select **GOOD in ALL Areas** and click OK
- **Remove the tick** for Levels Analysis – otherwise you will get an odd result!
- If you want to see a list of pupils leave tick in **Student List** – otherwise remove tick
- Select **Year Reception** in the group name section


Levels Analysis Report Save as Custom Report


Main Title: Levels Analysis Report - Single Assessment Item

Page Footer:

---

Options

Assessment Item: EYF GLD Measures 2015/GLD Pupil? 


Assessment As At: 13 Jul 2015 


Level Analysis: ☐ This Level and Above ☐ Split by Gender

Student List: ☐ Divide At: Y ☐ Include Points Values

---

Student Selection

Select Students by: Enrolled Group 

☐ Separate Page for each: Sub-Groups 

Group Name	School Year	Markbook Users
Year Reception	2014/2015	Not Specified ADMIN ADMIN

- Click **Generate Report**

If you want % Expected & Above in ALL ELGs for your EverFSM (PP); SEN, Aut/Spr/Sum born and more, click **Separate Page for each** and choose the group from the drop-down menu

Example of report:

### Levels Analysis Report - Single Assessment Item

Assessment Item: EYF GLD Measures 2015/Good in ALL Areas (13 Jul 2015)

Students: 120 selected Students

Level	Frequency
N	57
Y	63

% Expected & above in ALL 17 ELGs

Assessment Item Statistics: (Including Zeros; Excluding Nulls)

	Count	Mean	Standard Dev.
	120	8.92	8.52

Follow Stage 6C – GLD Percentage Analysis for further interactive analysis options